

**REPORT ON EXAMINATION**  
**OF**  
**FIRST MERCURY INSURANCE COMPANY**  
**AS OF**  
**DECEMBER 31, 2023**

TRINIDAD NAVARRO  
COMMISSIONER



STATE OF DELAWARE  
DEPARTMENT OF INSURANCE

REPORT ON EXAMINATION  
OF  
FIRST MERCURY INSURANCE COMPANY  
AS OF  
DECEMBER 31, 2023

The above-captioned report was completed by examiners of the Delaware Department of Insurance.

Consideration has been duly given to the comments, conclusions and recommendations of the examiners regarding the status of the company as reflected in the report.

This report is hereby accepted, adopted and filed as an official record of this Department.

---

Trinidad Navarro  
Insurance Commissioner

Dated this 21st day of May, 2025

## TABLE OF CONTENTS

SCOPE OF EXAMINATION .....	1
SUMMARY OF SIGNIFICANT FINDINGS.....	4
COMPANY HISTORY .....	4
CAPITALIZATION .....	4
DIVIDENDS .....	6
MANAGEMENT AND CONTROL.....	6
DIRECTORS .....	6
OFFICERS.....	6
CORPORATE RECORDS.....	7
INSURANCE HOLDING COMPANY SYSTEM.....	7
AGREEMENTS WITH AFFILIATES .....	10
TERRITORY AND PLAN OF OPERATION.....	10
TERRITORY .....	12
PLAN OF OPERATION .....	12
REINSURANCE .....	12
EXTERNAL CEDED .....	13
AFFILIATED REINSURANCE.....	13
FINANCIAL STATEMENTS.....	13
STATEMENT OF ASSETS .....	14
STATEMENT OF LIABILITIES AND SURPLUS.....	15
STATEMENT OF INCOME .....	16
CAPITAL & SURPLUS ACCOUNT .....	17
RECONCILIATION OF CAPITAL AND SURPLUS.....	18
ANALYSIS OF CHANGES IN FINANCIAL STATEMENTS RESULTING FROM THE EXAMINATION.....	18
COMMENTS ON FINANCIAL STATEMENT ITEMS .....	18
SUBSEQUENT EVENTS.....	19
SUMMARY OF RECOMMENDATIONS.....	19

May 15, 2025

Honorable Trinidad Navarro  
Commissioner of Insurance  
Delaware Department of Insurance  
1351 West North Street  
Suite 101  
Dover, Delaware 19904

Dear Commissioner:

In compliance with instructions and pursuant to statutory provisions contained in Examination Certification No. 24.005, an examination has been made of the affairs, financial condition and management of

**FIRST MERCURY INSURANCE COMPANY**

hereinafter referred to as the Company or FMIC. The Company was incorporated under the laws of the State of Delaware as a stock company with its home office located at 1209 Orange Street, Wilmington, Delaware. The administrative office of the Company located at 305 Madison Avenue, Morristown, New Jersey.

**SCOPE OF EXAMINATION**

We have performed our multi-state examination of FMIC. The last examination of the Company was conducted by the Delaware Department of Insurance (Department) and covered the five-year period from January 1, 2015 through December 31, 2019. This examination covers the four-year period from January 1, 2020 through December 31, 2023.

The examination of the Company was performed as part of the multi-state coordinated examination of Fairfax Group of regulated United States (U.S.) property and casualty insurance companies (Fairfax U.S. Group) as of December 31, 2023. The Department was the lead state for the Fairfax U.S. Group examination. The examination was conducted concurrently with that of the Company's U.S. affiliates. The Companies in the Fairfax U.S. Group and their state of domicile are summarized as follows by subgroup:

**Allied World Subgroup:**

<b><u>Company Name</u></b>	<b><u>NAIC Number</u></b>	<b><u>State of Domicile</u></b>
Allied World Assur Co US Inc.	19489	DE
Allied World Ins Co	22730	NH
Allied World Natl Assur Co	10690	NH
Allied World Surplus Lines Ins Co	24319	AR
Allied World Specialty Ins Co	16624	DE
Vantapro Specialty Ins Co	44768	AR

**Crum & Forster Subgroup:**

<b><u>Company Name</u></b>	<b><u>NAIC Number</u></b>	<b><u>State of Domicile</u></b>
American Underwriters Ins Co	10251	AR
Crum & Foster Ind. Co	31348	DE
Crum & Forster Ins Co	42471	NJ
Crum & Forster Specialty Ins Co	44520	DE
First Mercury Ins Co	10657	DE
MTAW Insurance Co	16498	DE
North River Insurance Co	21105	NJ
Seneca Ins Co Inc.	10936	NY
Seneca Specialty Ins Co.	10729	DE
United States Fire Ins Co	21113	DE
Monitor Life Insurance Co.	81442	NY

**Hudson Subgroup – 100% owned by Odyssey Re Subgroup:**

<b><u>Company Name</u></b>	<b><u>NAIC Number</u></b>	<b><u>State of Domicile</u></b>
Hudson Excess Insurance Co	14484	DE
Hudson Insurance Co	25054	DE
Hilltop Specialty Insurance Co	37079	NY

**Odyssey Re Subgroup:**

<b><u>Company Name</u></b>	<b><u>NAIC Number</u></b>	<b><u>State of Domicile</u></b>
Greystone Insurance Co	10019	CT
Odyssey Reinsurance Co	23680	CT

**Riverstone/TIG Subgroup:**

<b><u>Company Name</u></b>	<b><u>NAIC Number</u></b>	<b><u>State of Domicile</u></b>
TIG Insurance Co	25534	CA

**Zenith Subgroup:**

<b><u>Company Name</u></b>	<b><u>NAIC Number</u></b>	<b><u>State of Domicile</u></b>
Zenith Insurance Co	13269	CA
ZNat Insurance Co	30120	CA

To the fullest extent, the efforts, resources, project material and findings were coordinated and made available to all examination participants.

We conducted our examination in accordance with the *National Association of Insurance Commissioners (NAIC) Financial Condition Examiners Handbook* (Handbook) and generally accepted statutory insurance examination standards consistent with the Insurance Code and Regulations of the State of Delaware. The NAIC Handbook requires that we plan and perform the examination to evaluate the financial condition, assess corporate governance, identify current and prospective risks of the Company and evaluate system controls and procedures used to mitigate those risks. An examination also includes identifying and evaluating significant risks that could cause an insurer's surplus to be materially misstated both currently and prospectively.

All accounts and activities of the Company were considered in accordance with the risk-focused examination process. This may include assessing significant estimates made by management and evaluating management's compliance with Statutory Accounting Principles.

The examination does not attest to the fair presentation of the financial statements included herein. If, during the course of the examination an adjustment is identified, the impact of such adjustment will be documented separately following the Company's financial statements.

This examination report includes significant findings of fact, pursuant to the General Corporation Law of the State of Delaware as required by 18 *Del. C.* § 321, along with general information about the insurer and its financial condition. There may be other items identified during the examination that, due to their nature, are not included within the examination report but separately communicated to other regulators and/or the Company.

During the course of this examination, consideration was given to work performed by the Company's external accounting firm PricewaterhouseCoopers LLC (PwC). Certain auditor work papers of the 2023 PwC audit of the Company have been incorporated into the work papers of the examiners and have been utilized in determining the scope, areas of emphasis in conducting the examination and in the area of risk mitigation and substantive testing.

### **SUMMARY OF SIGNIFICANT FINDINGS**

There were no significant findings or material changes in financial statements as a result of this examination.

### **COMPANY HISTORY**

The Company was incorporated as an Illinois stock insurance corporation on June 20, 1996. The Company became a part of an insurance holding company system on June 25, 1996, when First Mercury Syndicate, Inc. (Syndicate), an Illinois business corporation, acquired 100% of the common shares of the Company. The Syndicate was then operating as an underwriting member of the Illinois Insurance Exchange (IIE). On November 7, 1996, the Syndicate and the IIE executed a withdrawal agreement that set forth the terms of the Syndicate's withdrawal from the

III. Effective November 14, 1996, in connection with the withdrawal, the Syndicate was merged into the Company with the Company being the surviving entity. Effective December 16, 1996, the Illinois Department of Insurance (IDOI) issued a Certificate of Merger recognizing the merger of the Syndicate into the Company.

On June 15, 2004, the IDOI issued the Company an Amended Certificate of Authority allowing the Company to reorganize as a domestic surplus lines insurer.

On February 9, 2011, First Mercury Financial Corporation (FMFC) merged with Fairfax Investments III USA Corporation, a Delaware corporation, and a wholly-owned indirect subsidiary of Fairfax Financial Holdings Limited (FFHL). Following the merger, FFHL contributed all of its shares of the surviving corporation, FMFC, to Crum & Forster Holdings Corporation (CFH), a Delaware corporation and an indirect wholly-owned subsidiary of FFHL.

Effective July 1, 2011, FMIC merged with an affiliate, First Mercury Casualty Company (FMCC), a Minnesota stock insurance company. Under the terms of an Agreement and Plan of Merger, FMCC merged with and into FMIC with the result that FMIC was the surviving company and FMCC ceased to exist.

Effective October 28, 2015, the Company re-domesticated to the State of Delaware.

During March 2016, CFH and FMFC merged with CFH as the surviving corporation.

Effective March 15, 2016, CFH contributed the capital stock of FMIC to USF.

### Capitalization

The Company's Certificate of Incorporation was amended on October 28, 2015, and authorized the company to issue 8,000 common shares with a par value of \$1,000 per share. The company is also authorized to issue 2,000 preferred shares with a par value of \$1,000 per share.

As of December 31, 2023, the Company had 6,410 common shares outstanding totaling \$6,410,258, all of which are owned by USF.

Dividends

There were no dividends paid for FMIC during the period covered by this exam for that report.

**MANAGEMENT AND CONTROL**

Directors

Pursuant to the General Corporation Laws of the State of Delaware, as implemented by the Company's Certificate of Incorporation and bylaws, the property, business and affairs of the Company shall be managed by a Board of Directors (Board). The bylaws require the Board consist of three (3) directors but not more than seven (7) members.

The Directors are elected annually by the stockholder and hold office until the next annual election and until their successors are elected. Directors duly elected and serving as of December 31, 2023, are as follows:

<u>Name</u>	<u>Title</u>
Marc James Adee	Chairman of the Board & President
Arleen Ambrose Paladino	Senior Vice President & CFO
Alejandro Morales	Senior Vice President

Officers

Officers were elected in accordance with the bylaws during the period under examination. The bylaws require election of a President, and may elect one or more Vice Presidents, a Treasurer, a Secretary, one or more Assistant Vice Presidents and Assistant Secretaries. The Board may also elect a Chairman of the Board and a Chief Executive Officer at its discretion. The primary officers serving as of December 31, 2023, were as follows:

<u>Name</u>	<u>Title</u>
Marc James Adee	Chairman of the Board & President
Michael Patrick McTigue	Secretary
Arleen Ambrose Paladino	Senior Vice President & CFO
Thomas Charles Bredahl	Senior Vice President & CUO
Alejandro Morales	Senior Vice President
George Robert French	Vice President & Treasurer
Carmin Scaglione	Senior Vice President & Controller

### Corporate Records

The recorded minutes of the Shareholders and Board were reviewed for the period under examination. The recorded minutes of the Board adequately documented its meetings and approval of Company transactions and events including approval of investment transactions in accordance with 18 *Del. C.* §1304. In addition, the review of Company files indicated that written correspondence was submitted to the Department with regard to the changes in officers and directors during the period under examination in compliance with 18 *Del. C.* §4919.

### Insurance Holding Company System

The Company is a member of an insurance holding company system known as FFHL as defined under 18 *Del. C.* §5001 of the Delaware Insurance Code. FFHL is a publicly listed company whose subordinate voting shares trade on the Toronto Stock Exchange under the symbol FFH. As of December 31, 2023, FFHL had consolidated assets (IFRS Basis) of \$91,985 million and shareholders' equity of \$27,709 million. 18 *Del. C.* §5001(3) states that “. . .Control shall be presumed to exist if any person, directly or indirectly, owns, controls, holds with the power to vote, or holds proxies representing 10 percent or more of the voting securities of any other person.” Pursuant to this presumption, V. Prem Watsa and The Watsa Family Trust, which collectively owned or controlled 10% or more of the voting shares of the Company as of the examination date, are considered controlling entities of the Company.

The companies in the Crum & Forster sub-group are ultimately 100% owned by CFH which is 100% owned by Fairfax US Inc., which is 100% owned by FFHL Group Ltd., which is 100% owned by FFHL.

An abbreviated organizational chart of FFHL as of December 31, 2023, with domicile in brackets, along with the control percentages of the upstream affiliates' control of the downstream affiliate is presented below:

		Equity Ownership Percentage	Voting Control Percentage	
V. Prem Watsa and the Watsa Family Trust {1}{8}	{2}	9.84 %	43.88%	{3}
All Other Publicly Traded Shares Held {4}	{5}	90.16%	56.12%	{6}
Fairfax Financial Holdings Limited [Canada] {7}		100.0%	100.0%	
FFHL Group Ltd. [Canada]		100.0%	100.0%	
Fairfax (US) Inc. [DE]		100.0%	100.0%	
Crum & Forster Holdings Corp. [DE]		100.0%	100.0%	
United States Fire Insurance Company [DE]		100.0%	100.0%	
Crum & Forster Specialty Insurance Company [DE]		100.0%	100.0%	
Crum & Forster SPC Reinsurance Company [Cayman Islands]		100.0%	100.0%	
Crum & Forster SPC [Cayman Islands]		100.0%	100.0%	
American Underwriters Insurance Company [AR]		100.0%	100.0%	
The North River Insurance Company [NJ]		100.0%	100.0%	
Seneca Insurance Company, Inc. [NY]		100.0%	100.0%	
Seneca Specialty Insurance Company [DE]		100.0%	100.0%	
Crum & Forster Insurance Company [NJ]		100.0%	100.0%	
Crum & Forster Indemnity Company [DE]		100.0%	100.0%	
<b>First Mercury Insurance Company [DE]</b>		100.0%	100.0%	
MTAW Insurance Company [DE]		100.0%	100.0%	
Monitor Life Insurance Company of New York		100.0%	100.0%	

Notes 1 through 8 more fully describe the ownership and voting percentages throughout the holding company.

{1} Through voting and economic ownership control, both directly and indirectly, of the following individual and entities: Mr. V. Prem Watsa, 2771489 Canada Limited, The Second 1109 Holdco Limited and The Sixty-Two Investment Company Limited

{2} Calculated as follows:

Description	Shares Outstanding	Shares Owned/Controlled	Percentage of total shares outstanding
Total Single Voting Shares (SVS) outstanding	22,254,478		
<b>Prem Watsa SVS Shares:</b>			
SVS Shares owned through Second 810 HoldCo Ltd.		257,517	1.1572%
SVS Shares owned through 12002574 Canada Inc.		195,100	.8767%
SVS shares held directly {8}		289,491	1.3008%
SVS Shares held through Sixty Two HoldCo		50,620	.2275%
Additional SVS shares under control and direction		2,100	.0094%
<b>Total SVS shares owned/controlled</b>		794,828	3.5715%
Total MVS Shares Outstanding	1,548,000		
MVS Shares owned and controlled through Sixty Two Holdco		1,548,000	100%
Total MVS + SVS Shares Outstanding	23,802,478		
<b>Total MVS + SVS Shares owned and controlled by Mr. Watsa</b>		2,342,828	9.8428%

{3} Calculated as 1.95% through ownership of SVS shares held by V. Prem Watsa directly and/or through the Second 810 HoldCo Ltd. and 12002574 Canada Inc. as delineated in Note 2 above (including 2100 additional SVS shares under his control and/or direction) and 41.93% through ownership of MVS and SVS Shares held through Sixty-Two HoldCo. It should be noted that pursuant to Canadian securities filing requirements, the 2100 subordinate voting shares owned by immediate family members of Mr. Watsa are also considered to be under the control and/or direction of Mr. Watsa and are therefore included in the voting control percentages reported herein.

{4} No other individual or entity owns or controls greater than 10% of the voting common shares of FFHL as of December 31, 2023.

{5} Calculated as 100.00% - 9.84% {2}

{6} Calculated as 100.00% - 43.88% {3}

{7} FFHL common shares are publicly traded on the Toronto Stock Exchange in Canadian dollars under the symbol FFH and in US dollars under the symbol FFH.U. As of December 31, 2023, FFHL has issued 1,548,000 multiple voting common shares, 22,254,478 subordinate voting common shares, and 58,239,178 non-voting preferred Series C thru M. FFHL's equity attributable to Shareholders as of December 31, 2023,

totals \$22,950.5 million (\$ U.S.) which consists of \$21,615 million (includes \$3.8 million of multiple voting shares) related to voting common shares (94.18% of the total) and \$1,335.5 million related to non-voting preferred shares (05.82% of the total).

{8} On May 13, 2024, FFHL re-purchased 275,000 SVS from Mr. Watsa for cancellation, reducing the number of shares held directly by Mr. Watsa to 14,491. As a result, the 1.95% year-end 2023 ownership percentage shown in Note 3 above would be reduced to approximately 1.24% after cancellation in 2024.

### Agreements with Affiliates

The Company has entered into various agreements with members of the affiliated group in an effort to obtain efficiencies in operations and limit costs. The Company had the following material intercompany agreements in effect as of December 31, 2023:

#### *Administrative Services Agreement*

Effective February 9, 2011, FMIC entered into an Administrative Services Agreement with USF whereby USF provides claims and administrative services to the Company.

#### *Investment Management Agreement*

Effective March 17, 2011, the FMIC entered into an investment management agreement with Hamblin Watsa Investment Counsel Ltd. (Hamblin Watsa) and FFHL. Pursuant to the agreement, Hamblin Watsa is authorized to supervise and direct all investments of FMIC and to exercise whatever powers the Company may possess with respect to its invested assets. Investment transactions will be in accordance with the investment objectives of the Company and subject to restrictions established by the Company, as communicated to Hamblin Watsa in writing from time to time.

#### *California Wholesale Surplus Lines Broker Agreement*

Effective October 1, 2014, and amended on May 1, 2015, FMIC entered into a California Wholesale Surplus Lines Broker Agreement with CoverX Corporation (CoverX). The Agreement authorized CoverX to bind insurances and amendments for the Company's account in California in accordance with written binding authority guidelines prepared by FMIC.

*Administrative Services Agreement*

Effective October 1, 2014, and amended May 1, 2015, FMIC entered into an Administrative Services Agreement with CoverX whereby CoverX provides certain underwriting, policy administration and general services to the Company. The company and broker amended the Compensation Structure within the agreement. This Agreement was accepted as filed by the IDOI on October 6, 2014.

*Surplus Lines Broker and Limited Binding Authority Agreement*

Effective October 1, 2014, and amended on May 1, 2015, FMIC entered into a Surplus Lines Broker and Limited Binding Authority Agreement with CoverX. The Agreement authorized CoverX to bind insurances and amendments for the Company's account in all states except California in accordance with written binding authority guidelines prepared by the Company. The Company and broker amended the Compensation Structure within the agreement. This Agreement was accepted as filed by the IDOI on October 22, 2014.

*Master Administrative Services Agreement*

Effective November 1, 2014, FMIC entered into a Master Administrative Services Agreement among various U.S. operating subsidiaries of FFHL. Each party to the agreement may provide certain administrative services to any other party. Each party provides quarterly detailed statements to each company to which it provided services during the quarter.

*Tax Allocation Agreement*

Effective January 1, 2009, FMIC became a party to a tax allocation agreement with CFH along with certain affiliates. CFH, the Company and affiliates constitute an affiliated group and have elected to file a consolidated return under the provisions of §1501 of the Internal Revenue Code of 1986. Pursuant to the terms of the tax allocation agreement, no party will be required to

pay more in taxes or receive a lesser payment of a refund than it would have paid or received if it computed its taxes independently and filed a separate tax return.

### **TERRITORY AND PLAN OF OPERATION**

#### Territory

The Company is licensed as a Domestic Surplus Lines Insurer in Delaware and is eligible/authorized to write business on an Excess & Surplus lines basis in the 49 other states, District of Columbia and the U.S Virgin Islands.

#### Plan of Operation

The Company underwrites business produced primarily by licensed excess and surplus lines wholesale brokers on an individual risk submission basis. Underwriting operations are located in the Morristown, New Jersey office of the Group.

The Company's strategy is to emphasize lines of business where strong technical underwriting skills and judgment are required. A number of products are offered to a wide range of classes of business including general liability and product liability coverages not serviced by the admitted market.

Beginning in 2020, all business written on FMIC began moving to Crum & Forster Specialty Insurance Company (CFSIC) and operate under the CFSIC name.

The Company reported the following distribution of Direct Premiums Written for 2023:

<u>Line of Business</u>	<u>Direct Premium Written</u>	<u>Percentage of Direct Premium Written</u>
Other liability - Occurrence	\$ 2,381,439	69%
Products liability - Occurrence	<u>1,048,326</u>	<u>31%</u>
Total Direct Premium Written	<u>\$ 3,429,765</u>	100%

**REINSURANCE**

The Company reported the following distribution of net premiums written for 2023:

Direct	\$3,429,765
Reinsurance assumed from affiliates	\$ -
Reinsurance assumed from non-affiliates	-
Total gross (direct and assumed)	<u>\$3,429,765</u>
Reinsurance ceded to affiliates	\$3,429,765
Reinsurance ceded to non-affiliates	-
Total ceded	<u>\$3,429,765</u>
Net premiums written	<u><u>\$ -</u></u>

**External Ceded**

As of December 31, 2023, the Company had no external cessions with third party reinsurers.

**Affiliated Reinsurance**

The Company has in place a 100% quota share reinsurance agreement with USF. Under the terms of the agreement the Company cedes 100% of all business written to USF.

**FINANCIAL STATEMENTS**

The following financial statements, as reported and filed by the Company with the Department, are reflected in the following:

- Statement of Assets as of December 31, 2023
- Statement of Liabilities and Surplus as of December 31, 2023
- Statement of Income for the year ended December 31, 2023
- Statement of Capital and Surplus Account for the year ended December 31, 2023
- Reconciliation of Capital and Surplus for the Period December 31, 2019 to December 31, 2023

Statement of Assets  
As of December 31, 2023

	Ledger Assets	Nonadmitted Assets	Net Admitted Assets
Bonds	\$ 58,727,141	\$ -	\$ 58,727,141
Cash	314,541	-	314,541
Cash equivalents	685,697	-	685,697
Subtotals; cash and invested assets	<u>\$ 59,727,379</u>	<u>\$ -</u>	<u>\$ 59,727,379</u>
Investment income due and accrued	606,883	-	606,883
Uncollected premiums and agents' balances in the course of collection	91,092	-	91,092
Current federal and foreign income tax recoverable and interest thereon	2,075	-	2,075
Receivables from parent; subsidiaries and affiliates	13,201,971	-	13,201,971
Aggregate write-ins for other-than-invested assets	2,127,310	259,866	1,867,444
Total assets	<u>\$ 75,756,710</u>	<u>\$ 259,866</u>	<u>\$ 75,496,844</u>

Statement of Liabilities and Surplus  
As of December 31, 2023

		<u>Notes</u>
Losses	\$ -	1
Reinsurance payable on paid losses and loss adjustment expenses	5,099	
Loss adjustment expenses	-	1
Commissions payable; contingent commissions and other similar charges	20,398	
Other expenses	8,351	
Funds held by company under reinsurance treaties	2,167,143	
Amounts withheld or retained by company for account of others	124,277	
Drafts outstanding	2,265,336	
Payable to parent; subsidiaries and affiliates	410,444	
Aggregate write-ins for liabilities	<u>413,034</u>	
Total liabilities	<u>\$ 5,414,082</u>	
Common capital stock	\$ 6,410,258	
Preferred capital stock	20,850	
Gross paid in and contributed surplus	72,313,094	
Unassigned funds (surplus)	<u>(8,661,440)</u>	
Surplus as regards policyholders	<u>\$ 70,082,762</u>	
Total liabilities & surplus	<u><u>\$ 75,496,844</u></u>	

Statement of Income  
For the Year Ended December 31, 2023

Underwriting Income	
Premiums earned	\$ -
Deductions	
Losses incurred	\$ -
Loss adjustment expenses incurred	-
Other underwriting expenses incurred	(35,577)
Total underwriting deductions	<u>\$ (35,577)</u>
Net underwriting gain (loss)	<u>\$ 35,577</u>
Investment Income	
Net investment income earned	\$ 2,255,635
Net realized capital gains (losses) less capital gains tax of \$0	(684,197)
Net investment gain (loss)	<u>\$ 1,571,438</u>
Other Income	
Aggregate write-ins for miscellaneous income	\$ 5,624
Total other income	<u>\$ 5,624</u>
Net income; after dividends to policyholders; after capital gains tax and before all other federal and foreign income taxes	\$ 1,612,639
Federal and foreign income taxes incurred	-
Net income	<u><u>\$ 1,612,639</u></u>

Capital & Surplus Account  
For the Year Ended December 31, 2023

Surplus as regards policyholders; December 31 prior year	\$ 68,247,277
Net income	1,612,639
Change in nonadmitted assets	<u>222,846</u>
Change in surplus as regards policyholders for the year	<u>\$ 1,835,485</u>
Surplus as regards policyholders; December 31 current year	<u><u>\$ 70,082,762</u></u>

**Reconciliation of Capital and Surplus**  
As of December 31, 2019 to December 31, 2023

	Common Capital Stock	Preferred Stock	Aggregate Write ins for special surplus	Gross Paid-in and Contributed Surplus	Unassigned Surplus	Total
12/31/2019	\$ 6,410,258	\$ 20,850		\$ 72,313,094	\$ (13,186,668)	\$ 65,557,534
12/31/2020	-	-		-	755,898 (1)	755,898
12/31/2020	-	-		-	141,117 (2)	141,117
12/31/2021	-	-		-	(2,705,080) (1)	(2,705,080)
12/31/2021	-	-		-	2,203,737 (2)	2,203,737
12/31/2022	-	-		-	755,699 (1)	755,699
12/31/2022	-	-		-	1,538,372 (2)	1,538,372
12/31/2023	-	-		-	1,612,639 (1)	1,612,639
12/31/2023	-	-		-	222,846 (2)	222,846
<b>Total</b>	<b>\$ 6,410,258</b>	<b>\$ 20,850</b>	<b>\$ -</b>	<b>\$ 72,313,094</b>	<b>\$ (8,661,440)</b>	<b>\$ 70,082,762</b>

(1) Represents net income

(2) Change in unrealized capital gains (loses), Change in net unrealized foreign exchange capital gain, Change in net deferred income tax, Change in non-admitted assets and Change in provision for reinsurance

**ANALYSIS OF CHANGES IN FINANCIAL STATEMENTS RESULTING FROM THE EXAMINATION**

There were no changes made to the Financial Statements as a result of this Examination.

**COMMENTS ON FINANCIAL STATEMENT ITEMS**

Note 1:

Losses	\$-0-
Loss Adjustment Expenses	\$-0-

The examination liabilities for the aforementioned captioned items are the same as those balances reported by the Company as of December 31, 2023. The examination analysis of Loss and Loss Adjustment Expense reserves was conducted in accordance with Actuarial Principles and Standards of Practice and Statutory Accounting Principles, including NAIC Accounting Practices and Procedures Manual, Statement of Statutory Accounting Principles No. 55 *Unpaid Claims, Losses and Loss Adjustment Expenses* (SSAP No. 55).

**SUBSEQUENT EVENTS**

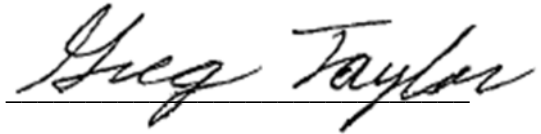
There were no material subsequent events noted for the Company.

**SUMMARY OF RECOMMENDATIONS**


There are no exam report recommendations as a result of this examination.

The assistance and cooperation of the Company's outside audit firm, PwC, and the Company's management and staff was appreciated and is acknowledged.

Respectfully Submitted,

A handwritten signature in cursive script that reads "Greg Taylor". The signature is written in black ink and is positioned above a horizontal line.


Greg Taylor, CFE  
Examiner In-Charge  
State of Delaware

A handwritten signature in cursive script that reads "Anthony C. Cardone". The signature is written in black ink and is positioned above a horizontal line.

Anthony Cardone, CPA, CFE  
Supervising Examiner  
State of Delaware

First Mercury Insurance Company

I, Greg Taylor, hereby verify and attest, under penalty of perjury, that the above is a true and correct copy of the examination report and findings submitted to the Delaware Department of Insurance pursuant to Examination Certification No. 24.005.

  
\_\_\_\_\_  
Greg Taylor, CFE